




Year 6 Home Learning

Week Commencing: Monday 4th April 2022

<p>Morning Work</p>	<p>Please see Morning Work attached separately – this is what the children are doing in school this week.</p>
<p>Reading</p> 	<p>For your reading, we would like you to engage with the text, 'Goodnight Mister Tom' by Michelle Magorian. Follow the lessons and complete the tasks. As you follow the video, you will find some tasks are for you to answer as you go – you don't have to write all of these down.</p> <p>Lesson 1 – To establish a background knowledge of the story and create an initial impression https://classroom.thenational.academy/lessons/to-establish-a-background-knowledge-of-the-story-and-create-an-initial-impression-60rk8r</p> <p>Lesson 2 – To make inferences about characters in the book https://classroom.thenational.academy/lessons/to-make-inferences-about-characters-in-the-book-cgu3gt</p> <p>Lesson 3 – To make inferences about characters in the book (Part 1) https://classroom.thenational.academy/lessons/to-make-inferences-about-characters-in-the-book-part-1-c4tp6t</p> <p>Lesson 4 – To make inferences about characters in the book (Part 2) https://classroom.thenational.academy/lessons/to-make-inferences-about-characters-in-the-book-part-2-6gt3gd</p> <p>Lesson 5 – To consider a character's perspective and themes within a text https://classroom.thenational.academy/lessons/to-consider-a-characters-perspective-and-themes-within-a-text-cmr3ar</p>
<p>Spelling</p> 	<p>For your spelling this week, we would like you to focus on the ee sound (ie or ei) and silent letters. Click on the links below and follow the lessons.</p> <p>Lesson 1 – To investigate the ee sound – spelt ie or ei https://classroom.thenational.academy/lessons/to-investigate-ee-sound-spelt-ie-or-ei-6jxk8t</p> <p>Lesson 2 – To practise and apply knowledge of the ee sound – spelt ie or ei https://classroom.thenational.academy/lessons/to-practise-and-apply-knowledge-of-ee-sound-spelt-ie-or-ei-including-test-74rk2t</p> <p>Lesson 3 – To investigate silent letters https://classroom.thenational.academy/lessons/to-investigate-silent-letters-75hk0d</p> <p>Lesson 4 – To practise and apply knowledge of silent letters https://classroom.thenational.academy/lessons/to-practise-and-apply-knowledge-of-silent-letters-including-test-6mw6cd</p>
<p>English</p> 	<p>This week in English, we would like you to focus on biographical writing. Click on the link for each day and follow the lesson.</p> <p>Lesson 1 – To identify the features of a biography https://classroom.thenational.academy/lessons/to-identify-the-features-of-a-biography-70t66c</p> <p>Lesson 2 – To explore the functions of a colon https://classroom.thenational.academy/lessons/to-explore-the-functions-of-a-colon-c5hkjd</p> <p>Lesson 3 – To retrieve information from a non-fiction text part 1 https://classroom.thenational.academy/lessons/to-retrieve-information-from-a-non-fiction-text-part-1-6cw32d</p> <p>Lesson 4 – To develop a rich understanding of words associated with trying hard https://classroom.thenational.academy/lessons/to-develop-a-rich-understanding-of-words-associated-with-trying-hard-cgw62r</p> <p>Lesson 5 – To retrieve information from a non-fiction text part 2 https://classroom.thenational.academy/lessons/to-retrieve-information-from-a-non-fiction-text-part-2-64rkct</p>
<p>Maths</p> 	<p>This week, we would like you to focus on multiplication and division. For each lesson, watch the video and complete the worksheet/quiz. Click on the link and follow the lesson.</p> <p>Lesson 1 – Represent decimal numbers in a variety of ways https://classroom.thenational.academy/lessons/represent-decimal-numbers-in-a-variety-of-ways-cmv6ae</p> <p>Lesson 2 – Place value to 3 decimal places https://classroom.thenational.academy/lessons/place-value-to-3-decimal-places-6cprat</p> <p>Lesson 3 – Multiply and divide by 10, 100 and 1000 involving decimals https://classroom.thenational.academy/lessons/multiply-and-divide-by-10-100-and-1000-involving-decimals-64wk6r</p> <p>Lesson 4 – Multiply and divide by 10, 100 and 1000 with in context https://classroom.thenational.academy/lessons/multiply-and-divide-by-10-100-and-1000-with-in-context-c4t68t</p> <p>Lesson 5 – Understand the terms common factor and common multiple as properties of a number https://classroom.thenational.academy/lessons/understand-the-terms-common-factor-and-common-multiple-as-properties-of-a-number-cdk68c</p>
<p>Afternoon Research and Independent Project Time</p>	<p>Our current theme in Year 6 is 'Raiders of the lost Maya'. For your independent project this week, we would like you to create an information page showing all that you have learned throughout this unit. Make sure you research carefully and present your work beautifully.</p> <p style="text-align: center;">Think about the following things when presenting...</p> <ul style="list-style-type: none"> • Maya Daily Life • Social Structure • Gods • Temples • Masks • The decline of the Maya • Include facts and images <div style="display: flex; justify-content: space-around; align-items: center;">   </div>