







# Year 3 Home Learning

Week Commencing: Tuesday 3<sup>rd</sup> May 2022

Morning Work	Please see Morning Work attached separately – this is what the children are doing in school this week.
<p style="text-align: center;"><b>Reading</b></p> 	<p>For your reading, we would like you to engage with the text, 'Rushing Rivers' by Kingfisher. Follow the lessons and complete the tasks. As you follow the video, you will find some tasks are for you to answer as you go – you don't have to write all of these down.</p> <p style="text-align: center;">Lesson 1 – To identify features of a non-fiction text  <a href="https://classroom.thenational.academy/lessons/to-identify-features-of-a-non-fiction-text-c8v32d">https://classroom.thenational.academy/lessons/to-identify-features-of-a-non-fiction-text-c8v32d</a></p> <p style="text-align: center;">Lesson 2 – To answer questions on a non-fiction text (part 1)  <a href="https://classroom.thenational.academy/lessons/to-answer-questions-on-a-non-fiction-text-part-1-c9gp4d">https://classroom.thenational.academy/lessons/to-answer-questions-on-a-non-fiction-text-part-1-c9gp4d</a></p> <p style="text-align: center;">Lesson 3 – To answer questions on a non-fiction text (part 2)  <a href="https://classroom.thenational.academy/lessons/to-answer-questions-on-a-non-fiction-text-part-2-ctj30t">https://classroom.thenational.academy/lessons/to-answer-questions-on-a-non-fiction-text-part-2-ctj30t</a></p> <p style="text-align: center;">Lesson 4 – To answer questions on a non-fiction text (part 3)  <a href="https://classroom.thenational.academy/lessons/to-answer-questions-on-a-non-fiction-text-part-3-cctk6r">https://classroom.thenational.academy/lessons/to-answer-questions-on-a-non-fiction-text-part-3-cctk6r</a></p>
<p style="text-align: center;"><b>Spelling</b></p> 	<p>For your spelling this week, we would like you to focus on prefixes. Click on the links below and follow the lessons.</p> <p style="text-align: center;">Lesson 1 – To investigate prefixes  <a href="https://classroom.thenational.academy/lessons/to-investigate-prefixes-6hgpae">https://classroom.thenational.academy/lessons/to-investigate-prefixes-6hgpae</a></p> <p style="text-align: center;">Lesson 2 – To practise and apply prefixes  <a href="https://classroom.thenational.academy/lessons/to-practise-and-apply-prefixes-including-test-68t3ct">https://classroom.thenational.academy/lessons/to-practise-and-apply-prefixes-including-test-68t3ct</a></p> <p style="text-align: center;">Lesson 3 – To investigate more prefixes  <a href="https://classroom.thenational.academy/lessons/to-investigate-more-prefixes-6cwkcd">https://classroom.thenational.academy/lessons/to-investigate-more-prefixes-6cwkcd</a></p>
<p style="text-align: center;"><b>English</b></p> 	<p>This week, we would like you to focus on persuasive writing. Follow the links for each day and complete the activities.</p> <p style="text-align: center;">Lesson 1 – To understand the features of adverts  <a href="https://classroom.thenational.academy/lessons/to-understand-the-features-of-adverts-65k3ed">https://classroom.thenational.academy/lessons/to-understand-the-features-of-adverts-65k3ed</a></p> <p style="text-align: center;">Lesson 2 – To build scientific vocabulary to describe healthy snacks  <a href="https://classroom.thenational.academy/lessons/to-build-scientific-vocabulary-to-describe-healthy-snacks-70tp4d">https://classroom.thenational.academy/lessons/to-build-scientific-vocabulary-to-describe-healthy-snacks-70tp4d</a></p> <p style="text-align: center;">Lesson 3 – To develop a rich understanding of words associated with meals  <a href="https://classroom.thenational.academy/lessons/to-develop-a-rich-understanding-of-words-associated-with-meals-crt64d">https://classroom.thenational.academy/lessons/to-develop-a-rich-understanding-of-words-associated-with-meals-crt64d</a></p> <p style="text-align: center;">Lesson 4 – To design a healthy snack  <a href="https://classroom.thenational.academy/lessons/to-design-a-healthy-snack-6mwkad">https://classroom.thenational.academy/lessons/to-design-a-healthy-snack-6mwkad</a></p>
<p style="text-align: center;"><b>Maths</b></p> 	<p>In class this week, we are continuing to focus on fractions. For each lesson, watch the video and complete the worksheet/quiz.</p> <p style="text-align: center;">Click on the link and follow the lesson.</p> <p style="text-align: center;">Lesson 1 – To describe the part whole relationship  <a href="https://classroom.thenational.academy/lessons/to-describe-the-part-whole-relationship-c5k62r">https://classroom.thenational.academy/lessons/to-describe-the-part-whole-relationship-c5k62r</a></p> <p style="text-align: center;">Lesson 2 – To recognise parts that are equal and parts that are unequal  <a href="https://classroom.thenational.academy/lessons/to-recognise-parts-that-are-equal-and-parts-that-are-unequal-70rpcd">https://classroom.thenational.academy/lessons/to-recognise-parts-that-are-equal-and-parts-that-are-unequal-70rpcd</a></p> <p style="text-align: center;">Lesson 3 – To recognise, identify and describe unit fractions  <a href="https://classroom.thenational.academy/lessons/to-recognise-identify-and-describe-unit-fractions-ccwpce">https://classroom.thenational.academy/lessons/to-recognise-identify-and-describe-unit-fractions-ccwpce</a></p> <p style="text-align: center;">Lesson 4 – To find unit fractions of a given quantity  <a href="https://classroom.thenational.academy/lessons/to-find-unit-fractions-of-a-given-quantity-61k34t">https://classroom.thenational.academy/lessons/to-find-unit-fractions-of-a-given-quantity-61k34t</a></p>
<p style="text-align: center;"><b>Afternoon Research and Independent Project Time</b></p>	<p>Our <b>current</b> theme in Year 3 is 'Healthy Heroes'. For your independent project this week, we would like you to produce a factual poster/information page all about the importance of hygiene. Think about the following things when researching...</p> <ul style="list-style-type: none"> <li>• What is personal hygiene?</li> <li>• Brushing our teeth</li> <li>• Washing our hands</li> <li>• Clean clothes</li> <li>• Showering and bathing</li> <li>• How to prevent spreading germs</li> </ul> <div style="display: flex; justify-content: space-around; align-items: center;">   </div>