







Week Commencing: Monday 31st January 2022

<p style="text-align: center;">Morning Work</p>	<p style="text-align: center;">Please see Morning Work attached separately – this is what the children are doing in school this week.</p>
<p style="text-align: center;">Reading</p> 	<p>For your reading, we would like you to engage with the text, 'Demon Dentist' by David Walliams. Follow the lessons and complete the tasks. As you follow the video, you will find some tasks are for you to answer as you go – you don't have to write all of these down.</p> <p style="text-align: center;">Lesson 1 – To engage with the text https://classroom.thenational.academy/lessons/to-engage-with-the-text-6mu32d</p> <p style="text-align: center;">Lesson 2 – To answer questions on the text (part 1) https://classroom.thenational.academy/lessons/to-answer-questions-on-the-text-part-1-ccrp2d</p> <p style="text-align: center;">Lesson 3 – To analyse characters https://classroom.thenational.academy/lessons/to-analyse-characters-cmu3gd</p> <p style="text-align: center;">Lesson 4 – To answer questions on the text (part 2) https://classroom.thenational.academy/lessons/to-answer-questions-on-the-text-part-2-75j3je</p> <p style="text-align: center;">Lesson 5 – To analyse the author's use of language https://classroom.thenational.academy/lessons/to-analyse-the-authors-use-of-language-6mupar</p>
<p style="text-align: center;">Spelling</p> 	<p>For your spelling this week, we would like you to focus on Greek etymology words and c making soft and hard sounds. Click on the links below and follow the lessons.</p> <p style="text-align: center;">Lesson 1 – To investigate Greek etymology words with ch, ph and sc spelling https://classroom.thenational.academy/lessons/to-investigate-greek-etymology-words-with-ch-ph-and-sc-spellings-c8w32r</p> <p style="text-align: center;">Lesson 2 – To practise and apply knowledge of Greek etymology with ch, ph, sc spelling https://classroom.thenational.academy/lessons/to-practise-and-apply-knowledge-of-greek-etymology-ch-ph-and-sc-spellings-including-test-cdk64c</p> <p style="text-align: center;">Lesson 3 – To investigate c making soft and hard sounds https://classroom.thenational.academy/lessons/to-investigate-c-making-soft-and-hard-sounds-74wk0c</p> <p style="text-align: center;">Lesson 4 – To practise and apply knowledge of c making soft and hard sounds https://classroom.thenational.academy/lessons/to-practise-and-apply-knowledge-of-c-making-soft-and-hard-sounds-including-test-75h64e</p>
<p style="text-align: center;">English</p> 	<p>For your English lessons this week, we would like you to focus on narrative writing. Click on the link for each day and follow the lesson.</p> <p style="text-align: center;">Lesson 1 – To practise adverbial complex sentences (adverbial clauses) https://classroom.thenational.academy/lessons/to-practise-adverbial-complex-sentences-adverbial-clauses-cnjk2d</p> <p style="text-align: center;">Lesson 2 – To plan the opening https://classroom.thenational.academy/lessons/to-plan-the-opening-64wkac</p> <p style="text-align: center;">Lesson 3 – To write the opening https://classroom.thenational.academy/lessons/to-write-the-opening-ctjp8c</p> <p style="text-align: center;">Lesson 4 – To analyse the build-up (part 1) https://classroom.thenational.academy/lessons/to-analyse-the-build-up-part-1-cdhkec</p> <p style="text-align: center;">Lesson 5 – To revise using apostrophes https://classroom.thenational.academy/lessons/to-revise-using-apostrophes-68vk0c</p>
<p style="text-align: center;">Maths</p> 	<p>In class this week, we are continuing to focus on fractions. For each lesson, watch the video and complete the worksheet/quiz.</p> <p style="text-align: center;">Click on the link and follow the lesson.</p> <p style="text-align: center;">Lesson 1 – Fractions and decimals https://classroom.thenational.academy/lessons/fractions-and-decimals-70tp4c</p> <p style="text-align: center;">Lesson 2 – Thousandths https://classroom.thenational.academy/lessons/thousandths-6wup6t</p> <p style="text-align: center;">Lesson 3 – Comparing fractions and decimals https://classroom.thenational.academy/lessons/comparing-fractions-and-decimals-c5jp8r</p> <p style="text-align: center;">Lesson 4 – Improper fractions (part 1) https://classroom.thenational.academy/lessons/improper-fractions-part-1-c4tkac</p> <p style="text-align: center;">Lesson 5 – Improper fractions (part 2) https://classroom.thenational.academy/lessons/improper-fractions-part-2-64upad</p>
<p style="text-align: center;">Afternoon Research and Independent Project Time</p>	<p>Our current theme in Year 5 is 'Our Volatile Planet'. For your independent project this week, we would like you to produce a factual poster/information page all about volcanoes. Think about the following things when researching...</p> <ul style="list-style-type: none"> • Types of volcanoes. • The Ring of Fire. • What happens when a volcano erupts? • The structure of a Volcano. <p style="text-align: center;">   </p> <p>Make sure you present your work beautifully and to include pictures/images.</p>