






Year 3 Home Learning

Week Commencing: Monday 22nd November 2022

Morning Work	Please see Morning Work attached separately – this is what the children are also doing in school this week.
<p style="text-align: center;">Reading</p> 	<p>For your reading, we would like you to engage with the text, 'Into the Forest' by Anthony Browne. Follow the lessons and complete the tasks. As you follow the video, you will find some tasks are for you to answer as you go – you don't have to write all of these down.</p> <p style="text-align: center;">Lesson 1 – Engage with a text. https://classroom.thenational.academy/lessons/to-engage-with-a-text-6tj3jd</p> <p style="text-align: center;">Lesson 2 – Answer questions on a text. https://classroom.thenational.academy/lessons/to-answer-questions-on-a-text-c8tp2t</p> <p style="text-align: center;">Lesson 3 – Answer questions on a text. https://classroom.thenational.academy/lessons/to-answer-questions-on-a-text-61k66r</p> <p style="text-align: center;">Lesson 4 – Answer questions on a text. https://classroom.thenational.academy/lessons/to-answer-questions-on-a-text-6mv3cr</p> <p style="text-align: center;">Lesson 5 – Analyse the authors use of colour. https://classroom.thenational.academy/lessons/to-analyse-the-authors-use-of-colour-c4rkgc</p>
<p style="text-align: center;">Spelling</p> 	<p>For your spelling this week, we would like you to focus on past and present tense. Click on the links below and follow the lessons.</p> <p style="text-align: center;">Lesson 1 – Investigate suffixes: past and present. https://classroom.thenational.academy/lessons/to-investigate-suffixes-past-and-present-tense-6nhkjc</p> <p style="text-align: center;">Lesson 2 – Practise and apply knowledge of suffixes. https://classroom.thenational.academy/lessons/to-practise-and-apply-knowledge-of-suffixes-past-and-present-tense-including-a-test-61h3ce</p> <p style="text-align: center;">Lesson 3 – Investigate more suffixes: past and present. https://classroom.thenational.academy/lessons/to-investigate-more-suffixes-past-and-present-tense-cn30t</p> <p style="text-align: center;">Lesson 4 – Practise and apply knowledge of more suffixes. https://classroom.thenational.academy/lessons/to-practise-and-apply-knowledge-of-more-suffixes-past-and-present-tense-including-test-ctj68c</p>
<p style="text-align: center;">English</p> 	<p>This week, we are continuing to learn about narrative writing in school. Follow the links for each day and complete the activities.</p> <p style="text-align: center;">Lesson 1 – To analyse the opening scene https://classroom.thenational.academy/lessons/to-analyse-the-opening-scene-70u36t</p> <p style="text-align: center;">Lesson 2 – To write the first part of the opening (part 1) https://classroom.thenational.academy/lessons/to-write-the-first-part-of-the-opening-part-1-6ctp6c</p> <p style="text-align: center;">Lesson 3 – To write the first part of the opening (part 2) https://classroom.thenational.academy/lessons/to-write-the-first-part-of-the-opening-part-2-crc36t</p> <p style="text-align: center;">Lesson 4 – To write the second part of the opening (part 1) https://classroom.thenational.academy/lessons/to-write-the-second-part-of-the-opening-part-1-crtk4c</p> <p style="text-align: center;">Lesson 5 – To write the second part of the opening (part 2) https://classroom.thenational.academy/lessons/to-write-the-second-part-of-the-opening-part-2-6xk3et</p>
<p style="text-align: center;">Maths</p> 	<p>In class this week, we are continuing to focus on multiplication and division. For each lesson, watch the video and complete the worksheet/quiz. Click on the link and follow the lesson.</p> <p style="text-align: center;">Lesson 1 – Look at multiplication strategies and the effect on the product https://classroom.thenational.academy/lessons/looking-at-multiplication-strategies-and-the-effect-on-the-product-cgup6c</p> <p style="text-align: center;">Lesson 2 – Multiplying numbers by 10 and 100 https://classroom.thenational.academy/lessons/multiplying-numbers-by-10-and-100-6tgpac</p> <p style="text-align: center;">Lesson 3 – Linking place value to multiplication https://classroom.thenational.academy/lessons/linking-place-value-and-multiplication-c4vpct</p> <p style="text-align: center;">Lesson 4 – Dividing by 10 using place value https://classroom.thenational.academy/lessons/dividing-by-10-using-place-value-c8tpad</p> <p style="text-align: center;">Lesson 5 – multiplying and dividing by 100 https://classroom.thenational.academy/lessons/multiplying-and-dividing-by-100-71k66e</p>
<p style="text-align: center;">Afternoon Research and Independent Project Time</p>	<p>Currently our theme in Year 3 is 'Environmental Detectives'. As a detective, we would like you to research food that can be found in the Amazon Rainforest and create a fact file/poster.</p> <p style="text-align: center;">Think about the following things when researching and presenting.</p> <ul style="list-style-type: none"> • Images/pictures of food. • An eye-catching title. • How does the food get to our shops? • Which is your favourite food that you have found? • Make sure your fact file/poster is bright and colourful. • Is there any food that you have found that you haven't tried before but would like to? <div style="display: flex; justify-content: space-around; align-items: center;"> <div data-bbox="1093 1848 1316 2027" style="border: 1px solid black; padding: 5px; text-align: center;"> <p>INDEPENDENCE</p> <p>Having a passion to learn Being a prepared learner Being an active listener Being organised Building resilience and not giving up Being responsible for your own learning Having the ability to work on your own</p> </div>  </div>