







Year 6 Home Learning

Week Commencing: Monday 14th February 2022

<p>Morning Work</p>	<p>Please see Morning Work attached separately – this is what the children are doing in school this week.</p>
<p>Reading</p> 	<p>For your reading, we would like you to engage with the text, 'Holes' by Louis Sachar. Follow the lessons and complete the tasks. As you follow the video, you will find some tasks are for you to answer as you go – you don't have to write all of these down.</p> <p style="text-align: center;">Lesson 1 – To engage with the text</p> <p style="text-align: center;">https://classroom.thenational.academy/lessons/to-engage-with-the-text-6th62r</p> <p style="text-align: center;">Lesson 2 – To analyse setting</p> <p style="text-align: center;">https://classroom.thenational.academy/lessons/to-analyse-setting-c9j3ec</p> <p style="text-align: center;">Lesson 3 - To analyse character (part 1)</p> <p style="text-align: center;">https://classroom.thenational.academy/lessons/to-analyse-character-part-1-69k30t</p> <p style="text-align: center;">Lesson 4 – To analyse character (part 2)</p> <p style="text-align: center;">https://classroom.thenational.academy/lessons/to-analyse-character-part-2-60r68e</p> <p style="text-align: center;">Lesson 5 – To analyse the author's use of language</p> <p style="text-align: center;">https://classroom.thenational.academy/lessons/to-analyse-the-authors-use-of-language-c5h3jd</p>
<p>Spelling</p> 	<p>For your spelling this week, we would like you to focus on the letter strings and silent letters. Click on the links below and follow the lessons.</p> <p style="text-align: center;">Lesson 1 – To investigate letter strings (ough, ear, ou, au, ice)</p> <p style="text-align: center;">https://classroom.thenational.academy/lessons/to-investigate-letter-strings-ough-ear-ou-au-ice-c8u34d</p> <p style="text-align: center;">Lesson 2 – To practise and apply knowledge of letter strings (ough, ear, ou, au, ice)</p> <p style="text-align: center;">https://classroom.thenational.academy/lessons/to-practise-and-apply-knowledge-of-letter-strings-ough-ear-ou-au-ice-including-test-c9hpcc</p> <p style="text-align: center;">Lesson 3 – To investigate silent letters</p> <p style="text-align: center;">https://classroom.thenational.academy/lessons/to-investigate-silent-letters-75hk0d</p> <p style="text-align: center;">Lesson 4 – To practise and apply knowledge of silent letters</p> <p style="text-align: center;">https://classroom.thenational.academy/lessons/to-practise-and-apply-knowledge-of-silent-letters-including-test-6mw6cd</p>
<p>English</p> 	<p>This week in English, we would like you to focus on journalistic writing. Click on the link for each day and follow the lesson.</p> <p style="text-align: center;">Lesson 1 – To analyse the features of a newspaper report</p> <p style="text-align: center;">https://classroom.thenational.academy/lessons/to-analyse-the-features-of-a-newspaper-report-chi6cc</p> <p style="text-align: center;">Lesson 2 – To explore word classes</p> <p style="text-align: center;">https://classroom.thenational.academy/lessons/to-explore-word-class-65k6ar</p> <p style="text-align: center;">Lesson 3 – To gather evidence for a newspaper report</p> <p style="text-align: center;">https://classroom.thenational.academy/lessons/to-gather-evidence-for-a-newspaper-report-6mvk6d</p> <p style="text-align: center;">Lesson 4 – To develop a rich understanding of words associated with chaos and confusion</p> <p style="text-align: center;">https://classroom.thenational.academy/lessons/to-develop-a-rich-understanding-of-words-associated-with-chaos-and-confusion-60w3je</p> <p style="text-align: center;">Lesson 5 – To write the opening paragraph</p> <p style="text-align: center;">https://classroom.thenational.academy/lessons/to-write-the-opening-paragraph-68tkjr</p>
<p>Maths</p> 	<p>In class this week, we are learning about extending calculation strategies. For each lesson, watch the video and complete the worksheet/quiz. Click on the link and follow the lesson.</p> <p style="text-align: center;">Lesson 1 – Balancing equations</p> <p style="text-align: center;">https://classroom.thenational.academy/lessons/balancing-equations-does-the-order-of-addends-matter-crw36e</p> <p style="text-align: center;">Lesson 2 – Increasing an addend</p> <p style="text-align: center;">https://classroom.thenational.academy/lessons/increasing-an-addend-6mw62c</p> <p style="text-align: center;">Lesson 3 – Decreasing an addend</p> <p style="text-align: center;">https://classroom.thenational.academy/lessons/decreasing-an-addend-6wv3at</p> <p style="text-align: center;">Lesson 4 – Solve calculations mentally by relating them to known facts</p> <p style="text-align: center;">https://classroom.thenational.academy/lessons/solve-calculations-mentally-by-relating-them-to-known-facts-crt64d</p> <p style="text-align: center;">Lesson 5 – find an unknown addend</p> <p style="text-align: center;">https://classroom.thenational.academy/lessons/find-an-unknown-addend-70vkae</p>
<p>Afternoon Research and Independent Project Time</p>	<p>Our current theme in Year 6 is 'Raiders of the lost Maya'. For your independent project this week, we would like you to investigate what daily life was like for the Maya people. Produce a factual poster presenting all that you have found. Research carefully and make sure your work is presented beautifully. Think about the following things when researching...</p> <ul style="list-style-type: none"> • What food did they eat? How did they get their food? • What were the main Mayan jobs? • Where and how did they live? • How do we know about them? • What did they wear? • Include any other interesting facts you have found. <div style="text-align: center;">   </div>