







Year 5 Home Learning

Week Commencing: Monday 4th April 2022

Morning Work	<p style="text-align: center;">Please see Morning Work attached separately – this is what the children are doing in school this week.</p>
Reading 	<p>For your reading, we would like you to engage with the text, 'Street Child' by Berlie Doherty. Follow the lessons and complete the tasks. As you follow the video, you will find some tasks are for you to answer as you go – you don't have to write all of these down.</p> <p style="text-align: center;">Lesson 1 – To engage with the text and the main character https://classroom.thenational.academy/lessons/to-engage-with-the-text-and-the-main-character-70r34d</p> <p style="text-align: center;">Lesson 2 – To make inferences about the main character https://classroom.thenational.academy/lessons/to-make-inferences-about-the-main-character-6wwp8d</p> <p style="text-align: center;">Lesson 3 – To ask questions when reading to help with our comprehension https://classroom.thenational.academy/lessons/to-ask-questions-when-reading-to-help-with-our-comprehension-cgup8c</p> <p style="text-align: center;">Lesson 4 – To consider the author's characterisation https://classroom.thenational.academy/lessons/to-consider-the-authors-characterisation-6th3gd</p> <p style="text-align: center;">Lesson 5 – To reflect upon the story https://classroom.thenational.academy/lessons/to-reflect-upon-the-story-and-victoria-society-6nh68t</p>
Spelling 	<p>For your spelling this week, we would like you to focus on suffixes. Click on the links below and follow the lessons.</p> <p style="text-align: center;">Lesson 1 – Investigate suffixes (tion, cian, sion, sсион) https://classroom.thenational.academy/lessons/to-investigate-suffixes-tion-cian-sion-ssion-c8up2c</p> <p style="text-align: center;">Lesson 2 – To practise and apply knowledge of suffixes (tion, cian, sion, sсион) https://classroom.thenational.academy/lessons/to-practise-and-apply-knowledge-of-suffixes-tion-cian-sion-ssion-6npg4c</p> <p style="text-align: center;">Lesson 3 – To investigate the letter string (fer) https://classroom.thenational.academy/lessons/to-investigate-the-letter-string-fer-64r3ce</p> <p style="text-align: center;">Lesson 4 – To practise and apply knowledge of the letter string (fer) https://classroom.thenational.academy/lessons/to-practise-and-apply-knowledge-of-the-letter-string-fer-including-test-70rp8c</p>
English 	<p>For your English lessons this week, we would like you to focus on writing a non-chronological report. Click on the link for each day and follow the lesson.</p> <p style="text-align: center;">Lesson 1 – To identify the features of a non-chronological report https://classroom.thenational.academy/lessons/to-identify-the-features-of-a-non-chronological-report-6cwkct</p> <p style="text-align: center;">Lesson 2 – To develop knowledge of relative clauses https://classroom.thenational.academy/lessons/to-develop-knowledge-of-relative-clauses-6mu6ae</p> <p style="text-align: center;">Lesson 3 – To develop and generate subject specific vocabulary https://classroom.thenational.academy/lessons/to-develop-and-generate-subject-specific-vocabulary-6mtp4e</p> <p style="text-align: center;">Lesson 4 – To develop a rich understanding of words associated with eating https://classroom.thenational.academy/lessons/to-develop-a-rich-understanding-of-words-associated-with-eating-6mtkec</p> <p style="text-align: center;">Lesson 5 – To learn about tigers and their appearance https://classroom.thenational.academy/lessons/to-learn-about-tigers-and-their-appearance-c5j3cc</p>
Maths 	<p>This week, we would like you to focus on converting units of measure. For each lesson, watch the video and complete the worksheet/quiz. Click on the link and follow the lesson.</p> <p style="text-align: center;">Lesson 1 – Converting between seconds, minutes and hours https://classroom.thenational.academy/lessons/converting-between-seconds-minutes-and-hours-74vkec</p> <p style="text-align: center;">Lesson 2 – Solving problems involving converting between seconds, minutes and hours https://classroom.thenational.academy/lessons/solving-problems-involving-converting-between-seconds-minutes-and-hours-6xk3ad</p> <p style="text-align: center;">Lesson 3 – Converting between units of time https://classroom.thenational.academy/lessons/converting-between-units-of-time-6gvkjt</p> <p style="text-align: center;">Lesson 4 – Solving problems involving converting between units of time https://classroom.thenational.academy/lessons/solving-problems-involving-converting-between-units-of-time-6cpr8e</p> <p style="text-align: center;">Lesson 5 – Converting between units of length https://classroom.thenational.academy/lessons/converting-between-units-of-length-cgr32e</p>
Afternoon Research and Independent Project Time	<p>Our current theme in Year 5 is 'Living with the Power of Mother Nature'. For your independent project this week, we would like you to write down all the information and knowledge you have gained throughout this unit. Produce a factual poster/information page presenting all that you have learned. Remember to include the following things..</p> <ul style="list-style-type: none"> • What is a volcano? • Layers of the Earth • Plate Tectonics • Danger Zones • Yellowstone National Park • The South Downs National Park • Facts and Images • Key Vocabulary <div style="display: flex; justify-content: space-around; align-items: center;"> <div style="text-align: center;">  <p style="font-size: small;"> INDEPENDENCE Having a passion to learn Being a prepared learner Being an active listener Being organised Building resilience and not giving up Being responsible for your own learning Having the ability to work on your own </p> </div> <div style="text-align: center;">  </div> </div>