







# Year 3 Home Learning

Week Commencing: Monday 14<sup>th</sup> February 2022

<p>Morning Work</p>	<p>Please see Morning Work attached separately – this is what the children are doing in school this week.</p>
<p>Reading</p> 	<p>For your reading, we would like you to engage with the text, 'Rushing Rivers' by Kingfisher. Follow the lessons and complete the tasks. As you follow the video, you will find some tasks are for you to answer as you go – you don't have to write all of these down.</p> <p style="text-align: center;">Lesson 1 – To identify features of a non-fiction text  <a href="https://classroom.thenational.academy/lessons/to-identify-features-of-a-non-fiction-text-c8v32d">https://classroom.thenational.academy/lessons/to-identify-features-of-a-non-fiction-text-c8v32d</a></p> <p style="text-align: center;">Lesson 2 – To answer questions on a non-fiction text (part 1)  <a href="https://classroom.thenational.academy/lessons/to-answer-questions-on-a-non-fiction-text-part-1-c9gp4d">https://classroom.thenational.academy/lessons/to-answer-questions-on-a-non-fiction-text-part-1-c9gp4d</a></p> <p style="text-align: center;">Lesson 3 – To answer questions on a non-fiction text (part 2)  <a href="https://classroom.thenational.academy/lessons/to-answer-questions-on-a-non-fiction-text-part-2-ctj30t">https://classroom.thenational.academy/lessons/to-answer-questions-on-a-non-fiction-text-part-2-ctj30t</a></p> <p style="text-align: center;">Lesson 4 – To answer questions on a non-fiction text (part 3)  <a href="https://classroom.thenational.academy/lessons/to-answer-questions-on-a-non-fiction-text-part-3-cctk6r">https://classroom.thenational.academy/lessons/to-answer-questions-on-a-non-fiction-text-part-3-cctk6r</a></p> <p style="text-align: center;">Lesson 5 – To complete an activity on a non-fiction text  <a href="https://classroom.thenational.academy/lessons/to-complete-an-activity-on-a-non-fiction-text-c8vp6d">https://classroom.thenational.academy/lessons/to-complete-an-activity-on-a-non-fiction-text-c8vp6d</a></p>
<p>Spelling</p> 	<p>For your spelling this week, we would like you to focus on homonyms and homophones. Click on the links below and follow the lessons.</p> <p style="text-align: center;">Lesson 1 – To investigate homonyms  <a href="https://classroom.thenational.academy/lessons/to-investigate-homonyms-6gup4e">https://classroom.thenational.academy/lessons/to-investigate-homonyms-6gup4e</a></p> <p style="text-align: center;">Lesson 2 – To practise and apply knowledge of homonyms  <a href="https://classroom.thenational.academy/lessons/to-practise-and-apply-knowledge-of-homonyms-including-test-65h36d">https://classroom.thenational.academy/lessons/to-practise-and-apply-knowledge-of-homonyms-including-test-65h36d</a></p> <p style="text-align: center;">Lesson 3 – To investigate homophones  <a href="https://classroom.thenational.academy/lessons/to-investigate-homophones-cruk2t">https://classroom.thenational.academy/lessons/to-investigate-homophones-cruk2t</a></p> <p style="text-align: center;">Lesson 4 – To practise and apply knowledge of homophones  <a href="https://classroom.thenational.academy/lessons/to-practise-and-apply-knowledge-of-homophones-including-test-6cw62d">https://classroom.thenational.academy/lessons/to-practise-and-apply-knowledge-of-homophones-including-test-6cw62d</a></p>
<p>English</p> 	<p>This week, we are continuing to learn about writing a narrative in school. Follow the links for each day and complete the activities.</p> <p style="text-align: center;">Lesson 1 – To develop a rich understanding of words associated with clever  <a href="https://classroom.thenational.academy/lessons/to-develop-a-rich-understanding-of-words-associated-with-clever-or-sly-traits-part-1-6cr6ad">https://classroom.thenational.academy/lessons/to-develop-a-rich-understanding-of-words-associated-with-clever-or-sly-traits-part-1-6cr6ad</a></p> <p style="text-align: center;">Lesson 2 – To plan a description  <a href="https://classroom.thenational.academy/lessons/to-plan-a-setting-description-75jked">https://classroom.thenational.academy/lessons/to-plan-a-setting-description-75jked</a></p> <p style="text-align: center;">Lesson 3 – To write the opening of the setting description  <a href="https://classroom.thenational.academy/lessons/to-write-the-opening-setting-description-6hjkjt">https://classroom.thenational.academy/lessons/to-write-the-opening-setting-description-6hjkjt</a></p> <p style="text-align: center;">Lesson 4 – To practise writing speech  <a href="https://classroom.thenational.academy/lessons/to-practise-writing-speech-69j34t">https://classroom.thenational.academy/lessons/to-practise-writing-speech-69j34t</a></p> <p style="text-align: center;">Lesson 5 – To write a scene with speech  <a href="https://classroom.thenational.academy/lessons/to-write-a-scene-with-speech-ctgked">https://classroom.thenational.academy/lessons/to-write-a-scene-with-speech-ctgked</a></p>
<p>Maths</p> 	<p>In class this week, we are continuing to focus on multiplication and division. For each lesson, watch the video and complete the worksheet/quiz. Click on the link and follow the lesson.</p> <p style="text-align: center;">Lesson 1 – Understanding multiplication can be completed in any order  <a href="https://classroom.thenational.academy/lessons/understanding-multiplication-can-be-completed-in-any-order-68rp6c">https://classroom.thenational.academy/lessons/understanding-multiplication-can-be-completed-in-any-order-68rp6c</a></p> <p style="text-align: center;">Lesson 2 – Using bar models to represent known times tables  <a href="https://classroom.thenational.academy/lessons/using-bar-models-to-represent-known-times-tables-6tj62e">https://classroom.thenational.academy/lessons/using-bar-models-to-represent-known-times-tables-6tj62e</a></p> <p style="text-align: center;">Lesson 3 – Understanding that multiplication and division are inverse operations  <a href="https://classroom.thenational.academy/lessons/understanding-that-multiplication-and-division-are-inverse-operations-61gk0r">https://classroom.thenational.academy/lessons/understanding-that-multiplication-and-division-are-inverse-operations-61gk0r</a></p> <p style="text-align: center;">Lesson 4 – Using the inverse to find missing numbers  <a href="https://classroom.thenational.academy/lessons/using-the-inverse-operation-to-find-missing-numbers-cgt32c">https://classroom.thenational.academy/lessons/using-the-inverse-operation-to-find-missing-numbers-cgt32c</a></p> <p style="text-align: center;">Lesson 5 – Recalling multiplication and division facts  <a href="https://classroom.thenational.academy/lessons/recalling-multiplication-and-division-facts-cmwk0d">https://classroom.thenational.academy/lessons/recalling-multiplication-and-division-facts-cmwk0d</a></p>
<p>Afternoon Research and Independent Project Time</p>	<p>Our <b>current</b> theme in Year 3 is 'A journey through the Ages'. For your independent project this week, we would like you to investigate what daily life was like for people during the Stone Age. Produce a factual poster presenting all that you have found. Research carefully and make sure your work is presented beautifully. Think about the following things when researching...</p> <ul style="list-style-type: none"> <li>• What food did they eat? How did they get their food?</li> <li>• What were the main jobs?</li> <li>• Where and how did they live?</li> <li>• What did they wear?</li> <li>• Include any other interesting facts you have found.</li> </ul> <div style="text-align: right; margin-top: 20px;">   </div>